



300/12.6 ∠12x6 L=195 H=105	300/12.6K ∠12x6 L=195 H=105
300/10 ∠10 L=195 H=110	300/10K ∠10 L=195 H=110
300/12 ∠12 L=195 H=110	300/12K ∠12 L=195 H=110



301/12.6 ∠12x6 L=195 H=105	301/12.6K ∠12x6 L=195 H=105
301/10 ∠10 L=195 H=110	301/10K ∠10 L=195 H=110
301/12 ∠12 L=195 H=110	301/12K ∠12 L=195 H=110



302/12.6 ∠12x6 L=195 H=105	302/12.6K ∠12x6 L=195 H=105
302/10 ∠10 L=195 H=110	302/10K ∠10 L=195 H=110
302/12 ∠12 L=195 H=110	302/12K ∠12 L=195 H=110



303/12.6 ∠12x6 L=185 H=77	303/12.6K ∠12x6 L=185 H=77
303/10 ∠10 L=190 H=83	303/10K ∠10 L=190 H=83
303/12 ∠12 L=190 H=85	303/12K ∠12 L=190 H=85



304/12.6 ∠12x6 L=185 H=77	304/12.6K ∠12x6 L=185 H=77
304/10 ∠10 L=190 H=83	304/10K ∠10 L=190 H=83
304/12 ∠12 L=190 H=85	304/12K ∠12 L=190 H=85



305/12.6 ∠12x6 L=245 H=77	305/12.6K ∠12x6 L=245 H=77
305/10 ∠10 L=255 H=83	305/10K ∠10 L=255 H=83
305/12 ∠12 L=255 H=85	305/12K ∠12 L=255 H=85

































306/12.6 ∠12x6 L=250 H=130	306/12.6K ∠12x6 L=250 H=130
306/10 ∠10 L=250 H=140	306/10K ∠10 L=250 H=140
306/12 ∠12 L=250 H=145	306/12K ∠12 L=250 H=145



307/12.6 ∠12x6 L=250 H=130	307/12.6K ∠12x6 L=250 H=130
307/10 ∠10 L=250 H=140	307/10K ∠10 L=250 H=140
307/12 ∠12 L=250 H=145	307/12K ∠12 L=250 H=145



308/12.6 ∠12x6 L=250 H=130	308/12.6K ∠12x6 L=250 H=130
308/10 ∠10 L=250 H=140	308/10K ∠10 L=250 H=140
308/12 ∠12 L=250 H=145	308/12K ∠12 L=250 H=145

											
330/12.6 ∠12x6 H=210 L=92	330/12.6K ∠12x6 H=210 L=92	331/12.6 ∠12x6 H=210 L=92	331/12.6K ∠12x6 H=210 L=92	332/12.6 ∠12x6 H=275 L=120	332/12.6K ∠12x6 H=275 L=120	333/12.6 ∠12x6 H=275 L=120	333/12.6K ∠12x6 H=275 L=120	334/12.6 ∠12x6 H=275 L=80	334/12.6K ∠12x6 H=275 L=80	335/12.6 ∠12x6 H=275 L=80	335/12.6K ∠12x6 H=275 L=80
330/10 ∠10 H=210 L=93	330/10K ∠10 H=210 L=93	331/10 ∠10 H=210 L=93	331/10K ∠10 H=210 L=93	332/10 ∠10 H=275 L=125	332/10K ∠10 H=275 L=125	333/10 ∠10 H=275 L=125	333/10K ∠10 H=275 L=125	334/10 ∠10 H=275 L=83	334/10K ∠10 H=275 L=83	335/10 ∠10 H=275 L=83	335/10K ∠10 H=275 L=83
330/12 ∠12 H=210 L=95	330/12K ∠12 H=210 L=95	331/12 ∠12 H=210 L=95	331/12K ∠12 H=210 L=95	332/12 ∠12 H=275 L=125	332/12K ∠12 H=275 L=125	333/12 ∠12 H=275 L=125	333/12K ∠12 H=275 L=125	334/12 ∠12 H=275 L=83	334/12K ∠12 H=275 L=83	335/12 ∠12 H=275 L=83	335/12K ∠12 H=275 L=83
											
											
340/12.6 ∠12x6 L=150 H=87	340/12.6K ∠12x6 L=150 H=87	341/12.6 ∠12x6 L=150 H=87	341/12.6K ∠12x6 L=150 H=87	342/12.6 ∠12x6 L=190 H=82	342/12.6K ∠12x6 L=190 H=82	343/12.6 ∠12x6 L=190 H=82	343/12.6K ∠12x6 L=190 H=82				
340/10 ∠10 L=150 H=105	340/10K ∠10 L=150 H=105	341/10 ∠10 L=150 H=105	341/10K ∠10 L=150 H=105	342/10 ∠10 L=190 H=85	342/10K ∠10 L=190 H=85	343/10 ∠10 L=190 H=85	343/10K ∠10 L=190 H=85				
340/12 ∠12 L=150 H=110	340/12K ∠12 L=150 H=110	341/12 ∠12 L=150 H=110	341/12K ∠12 L=150 H=110	342/12 ∠12 L=190 H=85	342/12K ∠12 L=190 H=85	343/12 ∠12 L=190 H=85	343/12K ∠12 L=190 H=85				
											



350/12.6
 \sphericalangle 12x6
 H=260
 L=260

350/12.6K
 \sphericalangle 12x6
 H=260
 L=260

350/10
 \sphericalangle 10
 H=275
 L=270

350/10K
 \sphericalangle 10
 H=275
 L=270

350/12
 \sphericalangle 12
 H=275
 L=275

350/12K
 \sphericalangle 12
 H=275
 L=275



351/12.6
 \sphericalangle 12x6
 H=335
 L=335


351/12.6K
 \sphericalangle 12x6
 H=335
 L=335

351/10
 \sphericalangle 10
 H=350
 L=350

351/10K
 \sphericalangle 10
 H=350
 L=350

351/12
 \sphericalangle 12
 H=350
 L=350

351/12K
 \sphericalangle 12
 H=350
 L=350



360/12.6
 \sphericalangle 12x6
 H=540 L=540

360/12.6K
 \sphericalangle 12x6
 H=540 L=540

360/10
 \sphericalangle 10
 H=540 L=540

360/10K
 \sphericalangle 10
 H=540 L=540

360/12
 \sphericalangle 12
 H=540 L=540

360/12K
 \sphericalangle 12
 H=540 L=540

360/14
 \sphericalangle 14
 H=540 L=540

360/14K
 \sphericalangle 14
 H=540 L=540



370/12.6
 \sphericalangle 12x6
 H=215
 L=215


370/12.6K
 \sphericalangle 12x6
 H=215
 L=215

370/10
 \sphericalangle 10
 H=230
 L=230

370/10K
 \sphericalangle 10
 H=230
 L=230

370/12
 \sphericalangle 12
 H=230
 L=230

370/12K
 \sphericalangle 12
 H=230
 L=230



371/12.6
 \sphericalangle 12x6
 H=340
 L=340


371/12.6K
 \sphericalangle 12x6
 H=340
 L=340

371/10
 \sphericalangle 10
 H=355
 L=355

371/10K
 \sphericalangle 10
 H=355
 L=355

371/12
 \sphericalangle 12
 H=365
 L=365

371/12K
 \sphericalangle 12
 H=365
 L=365



372/12.6
 \sphericalangle 12x6
 H=540
 L=540

372/12.6K
 \sphericalangle 12x6
 H=540
 L=540

372/10
 \sphericalangle 10
 H=580
 L=580

372/10K
 \sphericalangle 10
 H=580
 L=580

372/12
 \sphericalangle 12
 H=590
 L=590

372/12K
 \sphericalangle 12
 H=590
 L=590



