



100/12.6 ∠ 12x6 L=115 H=73	100/12.6K ∠ 12x6 L=115 H=73	101/12.6 ∠ 12x6 L=125 H=77	101/12.6K ∠ 12x6 L=125 H=77	102/12.6 ∠ 12x6 L=135 H=83	102/12.6K ∠ 12x6 L=135 H=83	103/12.6 ∠ 12x6 L=145 H=87	103/12.6K ∠ 12x6 L=145 H=87	104/12.6 ∠ 12x6 L=155 H=93	104/12.6K ∠ 12x6 L=155 H=93
100/10 ∠ 10 L=115 H=80	100/10K ∠ 10 L=115 H=80	101/10 ∠ 10 L=125 H=85	101/10K ∠ 10 L=125 H=85	102/10 ∠ 10 L=135 H=92	102/10K ∠ 10 L=135 H=92	103/10 ∠ 10 L=145 H=95	103/10K ∠ 10 L=145 H=95	104/10 ∠ 10 L=155 H=100	104/10K ∠ 10 L=155 H=100
100/12 ∠ 12 L=115 H=80	100/12K ∠ 12 L=115 H=80	101/12 ∠ 12 L=125 H=87	101/12K ∠ 12 L=125 H=87	102/12 ∠ 12 L=135 H=95	102/12K ∠ 12 L=135 H=95	103/12 ∠ 12 L=145 H=97	103/12K ∠ 12 L=145 H=97	104/12 ∠ 12 L=155 H=105	104/12K ∠ 12 L=155 H=105
■ □	■ □	■ □	■ □	■ □	■ □	■ □	■ □	■ □	■ □



105/12.6 ∠ 12x6 L=195 H=105	105/12.6K ∠ 12x6 L=195 H=105	106/12.6 ∠ 12x6 L=230 H=120	106/12.6K ∠ 12x6 L=230 H=120	107/12.6 ∠ 12x6 L=250 H=130	107/12.6K ∠ 12x6 L=250 H=130	108/12.6 ∠ 12x6 L=290 H=165	108/12.6K ∠ 12x6 L=290 H=165
105/10 ∠ 10 L=195 H=110	105/10K ∠ 10 L=195 H=110	106/10 ∠ 10 L=230 H=135	106/10K ∠ 10 L=230 H=135	107/10 ∠ 10 L=250 H=140	107/10K ∠ 10 L=250 H=140	108/10 ∠ 10 L=290 H=175	108/10K ∠ 10 L=290 H=175
105/12 ∠ 12 L=195 H=110	105/12K ∠ 12 L=195 H=110	106/12 ∠ 12 L=230 H=135	106/12K ∠ 12 L=230 H=135	107/12 ∠ 12 L=250 H=145	107/12K ∠ 12 L=250 H=145	108/12 ∠ 12 L=290 H=175	108/12K ∠ 12 L=290 H=175
■ □	■ □	■ □	■ □	■ □	■ □	■ □	■ □



109/12.6
 \sphericalangle 12x6
 L=125
 H=79

109/12.6K
 \sphericalangle 12x6
 L=125
 H=79

110/12.6
 \sphericalangle 12x6
 L=135
 H=85

110/12.6K
 \sphericalangle 12x6
 L=135
 H=85

111/12.6
 \sphericalangle 12x6
 L=155
 H=100

111/12.6K
 \sphericalangle 12x6
 L=155
 H=100

112/12.6
 \sphericalangle 12x6
 L=195
 H=114

112/12.6K
 \sphericalangle 12x6
 L=195
 H=114

109/10
 \varnothing 10
 L=125
 H=87

109/10K
 \varnothing 10
 L=125
 H=87

110/10
 \varnothing 10
 L=135
 H=94

110/10K
 \varnothing 10
 L=135
 H=94

111/10
 \varnothing 10
 L=155
 H=110

111/10K
 \varnothing 10
 L=155
 H=110

112/10
 \varnothing 10
 L=195
 H=120

112/10K
 \varnothing 10
 L=195
 H=120

109/12
 \varnothing 12
 L=125
 H=90

109/12K
 \varnothing 12
 L=125
 H=90

110/12
 \varnothing 12
 L=135
 H=100

110/12K
 \varnothing 12
 L=135
 H=100

111/12
 \varnothing 12
 L=155
 H=115

111/12K
 \varnothing 12
 L=155
 H=115

112/12
 \varnothing 12
 L=195
 H=125

112/12K
 \varnothing 12
 L=195
 H=125



120/12.6
 \sphericalangle 12x6
 L=125
 H=78

120/12.6K
 \sphericalangle 12x6
 L=125
 H=78

121/12.6
 \sphericalangle 12x6
 L=135
 H=85

121/12.6K
 \sphericalangle 12x6
 L=135
 H=85

122/12.6
 \sphericalangle 12x6
 L=155
 H=92

122/12.6K
 \sphericalangle 12x6
 L=155
 H=92

123/12.6
 \sphericalangle 12x6
 L=250
 H=145

123/12.6K
 \sphericalangle 12x6
 L=250
 H=145





130/12.6 ∠ 12x6 H=115 L=55	130/12.6K ∠ 12x6 H=115 L=55	131/12.6 ∠ 12x6 H=130 L=55	131/12.6K ∠ 12x6 H=130 L=55	132/12.6 ∠ 12x6 H=210 L=92	132/12.6K ∠ 12x6 H=210 L=92	133/12.6 ∠ 12x6 H=275 L=120	133/12.6K ∠ 12x6 H=275 L=120	134/12.6 ∠ 12x6 H=350 L=130	134/12.6K ∠ 12x6 H=350 L=130
		131/10 ∠ 10 H=130 L=63	131/10K ∠ 10 H=130 L=63	132/10 ∠ 10 H=210 L=93	132/10K ∠ 10 H=210 L=93	133/10 ∠ 10 H=275 L=125	133/10K ∠ 10 H=275 L=125	134/10 ∠ 10 H=350 L=135	134/10K ∠ 10 H=350 L=135
		131/12 ∠ 12 H=130 L=65	131/12K ∠ 12 H=130 L=65	132/12 ∠ 12 H=210 L=95	132/12K ∠ 12 H=210 L=95	133/12 ∠ 12 H=275 L=125	133/12K ∠ 12 H=275 L=125	134/12 ∠ 12 H=350 L=135	134/12K ∠ 12 H=350 L=135
■	■	■	■	■	■	■	■	■	■



135/12.6 ∠ 12x6 H=150 L=62	135/12.6K ∠ 12x6 H=150 L=62	136/12.6 ∠ 12x6 H=170 L=65	136/12.6K ∠ 12x6 H=170 L=65	137/12.6 ∠ 12x6 H=230 L=77	137/12.6K ∠ 12x6 H=230 L=77	140/12.6 ∠ 12x6 L=130 H=82	140/12.6K ∠ 12x6 L=130 H=82	141/12.6 ∠ 12x6 L=150 H=87	141/12.6K ∠ 12x6 L=150 H=87
135/10 ∠ 10 H=150 L=65	135/10K ∠ 10 H=150 L=65	136/10 ∠ 10 H=170 L=70	136/10K ∠ 10 H=170 L=70	137/10 ∠ 10 H=230 L=80	137/10K ∠ 10 H=230 L=80	140/10 ∠ 10 L=130 H=90	140/10K ∠ 10 L=130 H=90	141/10 ∠ 10 L=150 H=105	141/10K ∠ 10 L=150 H=105
135/12 ∠ 12 H=150 L=65	135/12K ∠ 12 H=150 L=65	136/12 ∠ 12 H=170 L=70	136/12K ∠ 12 H=170 L=70	137/12 ∠ 12 H=230 L=80	137/12K ∠ 12 H=230 L=80	140/12 ∠ 12 L=130 H=90	140/12K ∠ 12 L=130 H=90	141/12 ∠ 12 L=150 H=110	141/12K ∠ 12 L=150 H=110
■	■	■	■	■	■	■	■	■	■

Фигурные элементы



142/12.6
 \sphericalangle 12x6
 L=480
 H=75

142/12.6K
 \sphericalangle 12x6
 L=480
 H=75

142/10
 \sphericalangle 10
 L=480
 H=80

142/10K
 \sphericalangle 10
 L=480
 H=80

142/12
 \sphericalangle 12
 L=480
 H=85

142/12K
 \sphericalangle 12
 L=480
 H=85



150/12.6
 \sphericalangle 12x6
 \varnothing 90

150/12.6K
 \sphericalangle 12x6
 \varnothing 90

150/10
 \sphericalangle 10
 \varnothing 90

150/10K
 \sphericalangle 10
 \varnothing 90

150/12
 \sphericalangle 12
 \varnothing 90

150/12K
 \sphericalangle 12
 \varnothing 90

150/14
 \sphericalangle 14
 \varnothing 90

150/14K
 \sphericalangle 14
 \varnothing 90



151/12.6
 \sphericalangle 12x6
 \varnothing 100

151/12.6K
 \sphericalangle 12x6
 \varnothing 100

151/10
 \sphericalangle 10
 \varnothing 100

151/10K
 \sphericalangle 10
 \varnothing 100

151/12
 \sphericalangle 12
 \varnothing 100

151/12K
 \sphericalangle 12
 \varnothing 100

151/14
 \sphericalangle 14
 \varnothing 100

151/14K
 \sphericalangle 14
 \varnothing 100



152/12.6
 \sphericalangle 12x6
 \varnothing 110

152/12.6K
 \sphericalangle 12x6
 \varnothing 110

152/10
 \sphericalangle 10
 \varnothing 110

152/10K
 \sphericalangle 10
 \varnothing 110

152/12
 \sphericalangle 12
 \varnothing 110

152/12K
 \sphericalangle 12
 \varnothing 110

152/14
 \sphericalangle 14
 \varnothing 110

152/14K
 \sphericalangle 14
 \varnothing 110



153/12.6
 \sphericalangle 12x6
 \varnothing 120

153/12.6K
 \sphericalangle 12x6
 \varnothing 120

153/10
 \sphericalangle 10
 \varnothing 120

153/10K
 \sphericalangle 10
 \varnothing 120

153/12
 \sphericalangle 12
 \varnothing 120

153/12K
 \sphericalangle 12
 \varnothing 120

153/14
 \sphericalangle 14
 \varnothing 120

153/14K
 \sphericalangle 14
 \varnothing 120



154/12.6
 \sphericalangle 12x6
 \varnothing 130

154/12.6K
 \sphericalangle 12x6
 \varnothing 130

154/10
 \sphericalangle 10
 \varnothing 130

154/10K
 \sphericalangle 10
 \varnothing 130

154/12
 \sphericalangle 12
 \varnothing 130

154/12K
 \sphericalangle 12
 \varnothing 130

154/14
 \sphericalangle 14
 \varnothing 130

154/14K
 \sphericalangle 14
 \varnothing 130

154/16
 \sphericalangle 16
 \varnothing 130

154/16K
 \sphericalangle 16
 \varnothing 130



155/12.6
 \sphericalangle 12x6
 \varnothing 150

155/12.6K
 \sphericalangle 12x6
 \varnothing 150

155/10
 \sphericalangle 10
 \varnothing 150

155/10K
 \sphericalangle 10
 \varnothing 150

155/12
 \sphericalangle 12
 \varnothing 150

155/12K
 \sphericalangle 12
 \varnothing 150

155/14
 \sphericalangle 14
 \varnothing 150

155/14K
 \sphericalangle 14
 \varnothing 150

155/16
 \sphericalangle 16
 \varnothing 150

155/16K
 \sphericalangle 16
 \varnothing 150



156/12.6
 \sphericalangle 12x6
 \varnothing 200

156/12.6K
 \sphericalangle 12x6
 \varnothing 200

156/10
 \sphericalangle 10
 \varnothing 200

156/10K
 \sphericalangle 10
 \varnothing 200

156/12
 \sphericalangle 12
 \varnothing 200

156/12K
 \sphericalangle 12
 \varnothing 200

156/14
 \sphericalangle 14
 \varnothing 200

156/14K
 \sphericalangle 14
 \varnothing 200

156/16
 \sphericalangle 16
 \varnothing 200

156/16K
 \sphericalangle 16
 \varnothing 200





202/10
 $\varnothing 10$
 H=280
 L=70

202/10K
 $\varnothing 10$
 H=280
 L=70

202/12.6
 $\varnothing 12x6$
 H=280
 L=65

202/12.6K
 $\varnothing 12x6$
 H=280
 L=65



206/12.6
 $\varnothing 12x6$
 H=300
 L=90

206/12.6K
 $\varnothing 12x6$
 H=300
 L=90

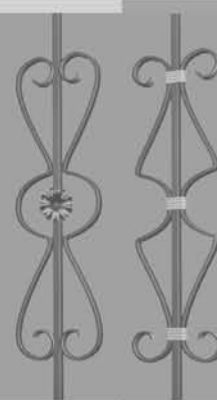


207/10
 $\varnothing 10$
 H=325
 L=100

207/10K
 $\varnothing 10$
 H=325
 L=100

207/12.6
 $\varnothing 12x6$
 H=320
 L=95

207/12.6K
 $\varnothing 12x6$
 H=320
 L=95



208/10
 $\varnothing 10$
 H=450
 L=65

208/10K
 $\varnothing 10$
 H=450
 L=65

208/12.6
 $\varnothing 12x6$
 H=450
 L=60

208/12.6K
 $\varnothing 12x6$
 H=450
 L=60





209/10
 \square 10
 H=270
 L=110

209/10K
 \square 10
 H=270
 L=110

209/12.6
 \sphericalangle 12x6
 H=270
 L=100

209/12.6K
 \sphericalangle 12x6
 H=270
 L=100



210/10
 \square 10
 H=240
 L=110

210/10K
 \square 10
 H=240
 L=110

210/12.6
 \sphericalangle 12x6
 H=230
 L=100

210/12.6K
 \sphericalangle 12x6
 H=230
 L=100



212/10
 \square 10
 H=60
 L=180

212/10K
 \square 10
 H=60
 L=180

212/12
 \square 12
 H=65
 L=185

212/12K
 \square 12
 H=65
 L=185



213/10
 \square 10
 H=325
 L=100

213/10K
 \square 10
 H=325
 L=100

213/12.6
 \sphericalangle 12x6
 H=320
 L=95

213/12.6K
 \sphericalangle 12x6
 H=320
 L=95



<table border="0"> <tr> <td>215/12.6 ∠12x6 H=350 L=45</td> <td>215/12.6K ∠12x6 H=350 L=45</td> </tr> <tr> <td> </td> <td> </td> </tr> <tr> <td> </td> <td> </td> </tr> <tr> <td> </td> <td> </td> </tr> <tr> <td> </td> <td> </td> </tr> </table>	215/12.6 ∠12x6 H=350 L=45	215/12.6K ∠12x6 H=350 L=45									<table border="0"> <tr> <td>217/10 ∠10 H=470 L=85</td> <td>217/10K ∠10 H=470 L=85</td> </tr> <tr> <td>217/12 ∠12 H=470 L=90</td> <td>217/12K ∠12 H=470 L=90</td> </tr> <tr> <td>217/12.6 ∠12x6 H=460 L=75</td> <td>217/12.6K ∠12x6 H=460 L=75</td> </tr> </table>	217/10 ∠10 H=470 L=85	217/10K ∠10 H=470 L=85	217/12 ∠12 H=470 L=90	217/12K ∠12 H=470 L=90	217/12.6 ∠12x6 H=460 L=75	217/12.6K ∠12x6 H=460 L=75	<table border="0"> <tr> <td>217A/10 ∠10 H=575 L=70</td> <td>217A/10K ∠10 H=575 L=70</td> </tr> <tr> <td>217A/12 ∠12 H=575 L=70</td> <td>217A/12K ∠12 H=575 L=70</td> </tr> <tr> <td>217A/12.6 ∠12x6 H=590 L=85</td> <td>217A/12.6K ∠12x6 H=590 L=85</td> </tr> </table>	217A/10 ∠10 H=575 L=70	217A/10K ∠10 H=575 L=70	217A/12 ∠12 H=575 L=70	217A/12K ∠12 H=575 L=70	217A/12.6 ∠12x6 H=590 L=85	217A/12.6K ∠12x6 H=590 L=85	<table border="0"> <tr> <td>218/10 ∠10 H=280 L=65</td> <td>218/10K ∠10 H=280 L=65</td> </tr> <tr> <td>218/12 ∠12 H=280 L=70</td> <td>218/12K ∠12 H=280 L=70</td> </tr> <tr> <td>218/12.6 ∠12x6 H=260 L=60</td> <td>218/12.6K ∠12x6 H=260 L=60</td> </tr> </table>	218/10 ∠10 H=280 L=65	218/10K ∠10 H=280 L=65	218/12 ∠12 H=280 L=70	218/12K ∠12 H=280 L=70	218/12.6 ∠12x6 H=260 L=60	218/12.6K ∠12x6 H=260 L=60
215/12.6 ∠12x6 H=350 L=45	215/12.6K ∠12x6 H=350 L=45																														
217/10 ∠10 H=470 L=85	217/10K ∠10 H=470 L=85																														
217/12 ∠12 H=470 L=90	217/12K ∠12 H=470 L=90																														
217/12.6 ∠12x6 H=460 L=75	217/12.6K ∠12x6 H=460 L=75																														
217A/10 ∠10 H=575 L=70	217A/10K ∠10 H=575 L=70																														
217A/12 ∠12 H=575 L=70	217A/12K ∠12 H=575 L=70																														
217A/12.6 ∠12x6 H=590 L=85	217A/12.6K ∠12x6 H=590 L=85																														
218/10 ∠10 H=280 L=65	218/10K ∠10 H=280 L=65																														
218/12 ∠12 H=280 L=70	218/12K ∠12 H=280 L=70																														
218/12.6 ∠12x6 H=260 L=60	218/12.6K ∠12x6 H=260 L=60																														



219/10 ∅ 10 H=300 L=95	219/10K ∅ 10 H=300 L=95
--	---

219/12 ∅ 12 H=300 L=95	219/12K ∅ 12 H=300 L=95
--	---

219/14 ∅ 14 H=300 L=100	219/14K ∅ 14 H=300 L=100
---	--

222/12.6 ∅ 12x6 H=250 L=60	222/12.6K ∅ 12x6 H=250 L=60
--	---

223/10 ∅ 10 H=280 L=70	223/10K ∅ 10 H=280 L=70
--	---

223/12.6 ∅ 12x6 H=270 L=60	223/12.6K ∅ 12x6 H=270 L=60
--	---